

An aerial photograph of a winding asphalt road that curves through a dense, green forest on a steep hillside. The road is light-colored and has a white edge line. The surrounding terrain is covered in thick, dark green trees, likely pines or cypresses. The lighting is bright, suggesting a sunny day. The overall scene is scenic and natural.

# PACIFIC BLUE VILLAGES

ARROCITO BEACH



### **INTERIOR FOOR**

MODEL: ASTRA IVORY.

FORMAT: 0.60 m x 1.20 m.

BRAND: INTERCERAMIC.



### **INTERIOR BATHROOM FLOOR**

MODEL: BRIXTON BALANCE GRAY.

FORMAT: 0.60 m x 1.20 m.

BRAND: INTERCERAMIC.



### **SHOWER BACKPSLASH**

MODEL: ALHENA CREMA.

FORMAT: 0.31 m x 0.61 m.

BRAND: INTERCERAMIC.

# FLOOR AND COUNTERTOPS

# FLOOR AND COUNTERTOPS



## FLOORING ON BALCONIES AND TERRACE

MODEL: SENDAI WHITE.

FORMAT: 0.25 m x 1.50 m.

BRAND: INTERCERAMIC.



## FACADE FEATURE WALL

MODEL: PIEDRA LAJA.

FORMAT: VARIABLE.

BRAND: .....




## KITCHEN COUNTERTOP AND BACKSPLASH

MODEL: QUARTZ CALACATTA.

FORMAT: 1.60 m x 3.30 m.

BRAND: .....





MODEL: BLUE IXTAPA.

FORMAT: 20 mm x 20 mm.

MARCA: KOLORINES.



MODEL: CANCÚN.

FORMAT: 20 mm x 20 mm.

BRAND: KOLORINES.



## W.C.

BRAND: BOLMEN.

COLOR: WHITE.

BRAND: HELVEX.



## OVERMOUNT SINK

MODEL: LV CASSINI.

COLOR: WHITE.

BRAND: HELVEX.



## SINGLE-HANDLE BASIN FAUCET

MODEL: MO8X-DC-02.

COLOR: CHROME.

BRAND: PROYECTA.





## POP-UP DRAIN FOR SINK

MODEL: CE-208.

COLOR: CHROME-PLATED BRASS

. RAND: FOSET.



## BATHROOM ACCESSORIES

MODEL: DC-09, DC-06, DC-05 Y DC-04.

COLOR: CHROME.

BRAND: PROYECTA.

# BATHROOM ACCESSORIES

# SHOWER



## FIXED JET SHOWERHEAD

MODEL: REC - 02.

COLOR: CROMO.

BRAND: PROYECTA.



## HANDHELD SHOWER

MODEL: RM - 25.

COLOR: CROMO.

BRAND: HELVEX.



## SHOWER FAUCET

MODEL: E - 713.

COLOR: CROMO.

BRAND: HELVEX.





## **KITCHEN SINK**

MODEL: BE 2C 845.

COLOR: STAINLES STEEL.

BRAND: TEKA.



## **SINK FAUCET**


MODEL: PRO (MY1).

COLOR: STAINLES STEEL.

BRAND: TEKA.



GRILL



### GRILL SINK

MODEL: UNIVERSE 50 T-XP 1B  
1D MAX.

COLOR: STAINLES STEEL.

BRAND: TEKA.



### SINK FAUCET

MODEL: MEF-SP-013.

COLOR: STAINLES STEEL.

BRAND: PROYECTA.





## RECESSED INDOOR LAMP

MODEL: RZR-CCT-411-WH.

COLOR: WHITE.

BRAND: RAZOR.

## WALL LAMP IN BATHROOMS

MODEL: GRUIS.

COLOR: BLACK.

BRAND: TECNOLITE.



## WALL LAMP ON STAIRCASES

MODEL: AACHEN II.

COLOR: BLACK.

BRAND: TECNOLITE.





### PENDANT LAMP IN KITCHEN

MODEL: AGORA II.

COLOR: BLACK.

BRAND: TECNOLITE.



### OUTDOOR WALL LAMP

MODEL: FANG.

COLOR: BRAND.

BRAND: TECNOLITE.



### HANGING LAMP IN GRILL AREA

MODEL: JAPONESA.

COLOR: RATTAN.

BRAND: -----.





## FAN

MODEL: CABO FRIO.

COLOR: BLANK.

BRAND: HUNTER.



## AIR CONDITIONING


MODEL: LG INVERTER DE 1.5 Y 3.0 TON.

COLOR: WHITE.

BRAND: LG.



# FRAMING



ALUMINUM JOINERY IN BLACK COLOR, FROM THE SPANISH 3" LINE, WITH 6 MM CLEAR TEMPERED GLASS AND SLIDING MOSQUITO SCREENS





**KL HOMES S. DE R.L. DE C.V.**